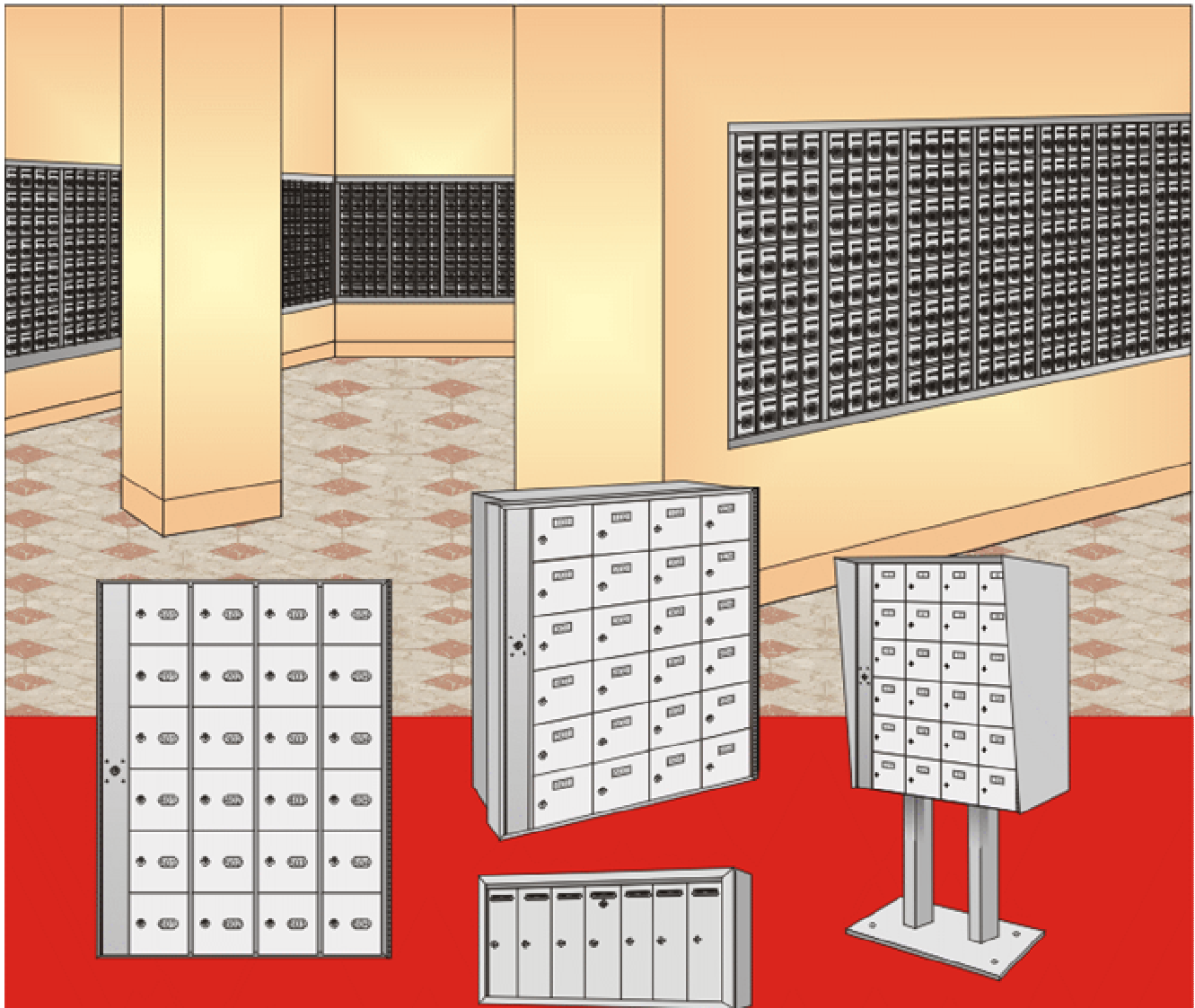


# RIOPEL

## MULTI-UNIT MAILBOX SYSTEMS



**THE CHOICE OF ARCHITECTS, CONTRACTORS,  
BUILDERS AND BUILDING OWNERS**

### THE RIOPEL DIFFERENCE

- A full line of mailboxes for residential, commercial, office and institutional buildings.
- Standard and Customized mailboxes for the Post Office. Mailboxes for private mail services.
- Technical assistance and computer generated shop drawings for Architects and Contractors.
- Customized products and solutions

### QUALITY

Riopel has been **manufacturing mailboxes** and postal specialties for over 50 years. Since its inception,

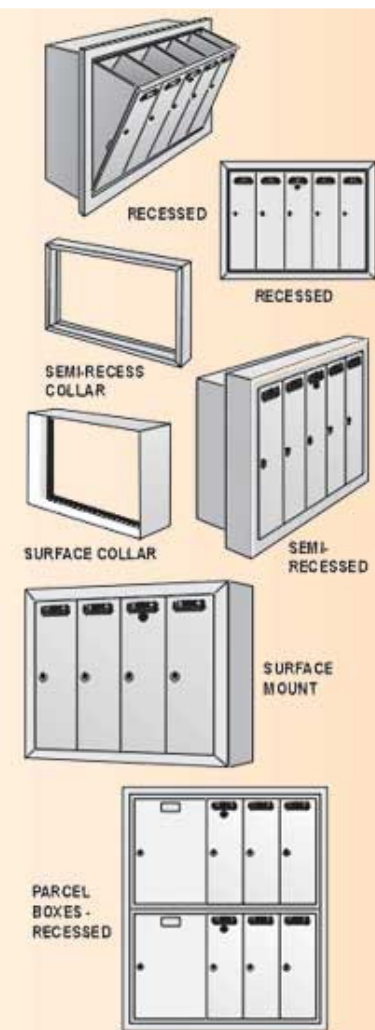
Riopel has built an enviable reputation for quality and functionally suitable products, adapting continuously to the needs of users in modern apartment complexes and office buildings as well as schools, hospitals, institutions and other customer groups requiring internal document distribution systems.

### AUXILIARY SERVICES

Exclusive shop drawings with wall openings and all details supplied on request and with all enquiries and quotations. Architects' detailed product specifications also available. Being a full line manufacturer, we are able to incorporate new design approaches into our mailbox products, and also do customized work to satisfy particular needs.

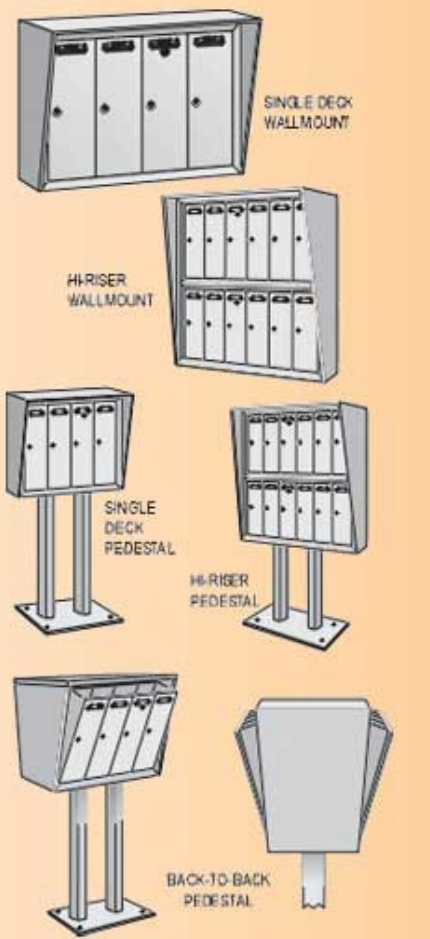
**GENERAL:** Door locks are 5 pin cam type with 1000 changes. Doors have windows with numbers or solid with engraved plastic tab. Engraved doors optional (Aluminum).

### VERTICAL RECESSED - SEMI - RECESSED - SURFACEMOUNT MODELS 1000 / 2000 / 2300



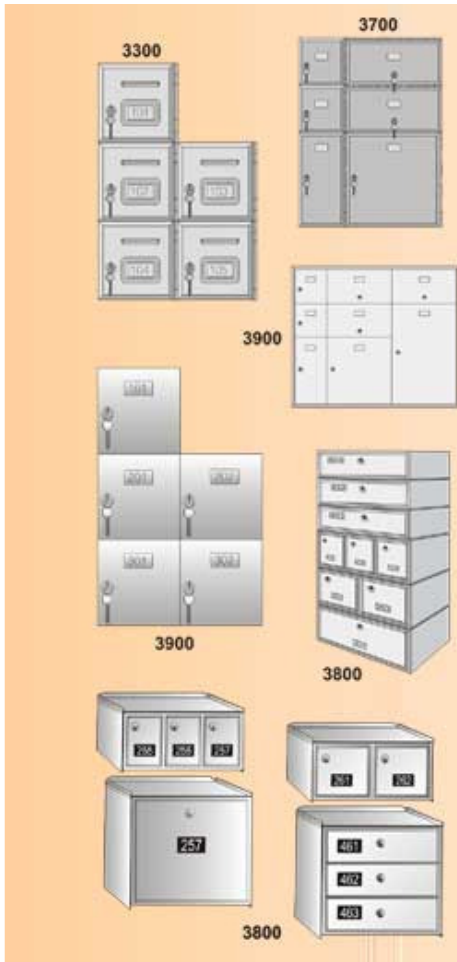
- **OPERATION:** Front Loading with pivoting section for mailman.
- **FINISH:** Stainless steel, painted brass, painted gold, painted silver grey and aluminum with anodized and painted finishes.
- **INSTALLATION:** Recessed and surface mounted - interior / exterior. Semi-recessed modules available.
  - **COMPARTMENTS:** 15-3/4" (400) H x 5" (127) W x 6-1/4" (159) D. Also 10" (254) W.
- **CONFIGURATIONS:** Available in modules 1 to 8 compartments.
- **DOOR THICKNESS:** Stainless Steel and Brass 5/64" (2.0). Aluminum 1/8" (3.2).
- **OTHER:** Push buttons and directory panels.

### VERTICAL WALLMOUNT AND PEDESTAL MAILBOX SERIES MODELS 1200 / 2200 / 2300



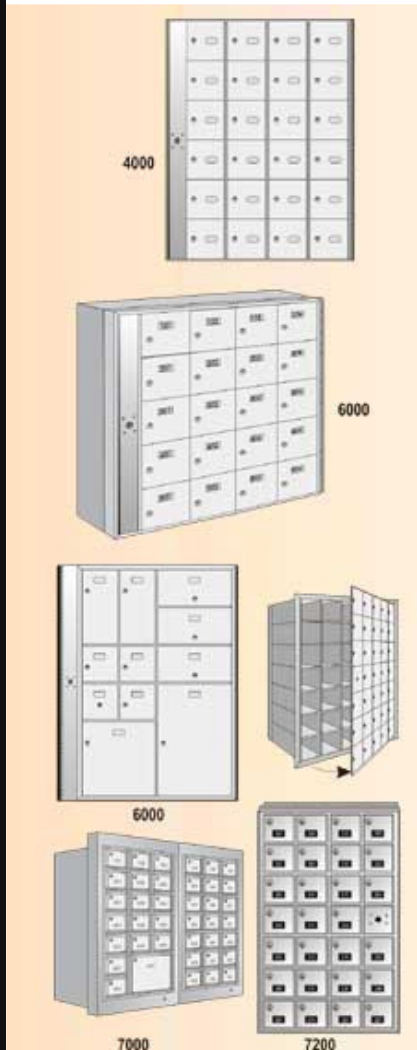
- **OPERATION:** Front Loading with pivoting section for mailman.
- **FINISH:** Stainless steel, painted brass, painted gold, painted silver grey and aluminum with anodized and painted finishes. Galvanized cover and stand primed and painted for outside. Solid doors and weatherproof locks.
- **INSTALLATION:** Pedestal stand embedded in concrete or attached to floor. Wall mounted with re-enforced back.
  - **COMPARTMENTS:** 15-3/4" (400) H x 5" (127) W x 6-1/4" (159) D. Also 10" (254) W.
- **CONFIGURATIONS:** Single deck wallmount and pedestal, 3 to 8 boxes. Double row High-Riser wallmount and pedestal, 6 to 16 boxes. Back-to-back modules available.
- **DOOR THICKNESS:** Stainless Steel and Brass 5/64" (2.0). Aluminum 1/8" (3.2).

### HORIZONTAL RECESSED (MODULAR) MODELS 3300 / 3700 / 3800 / 3900



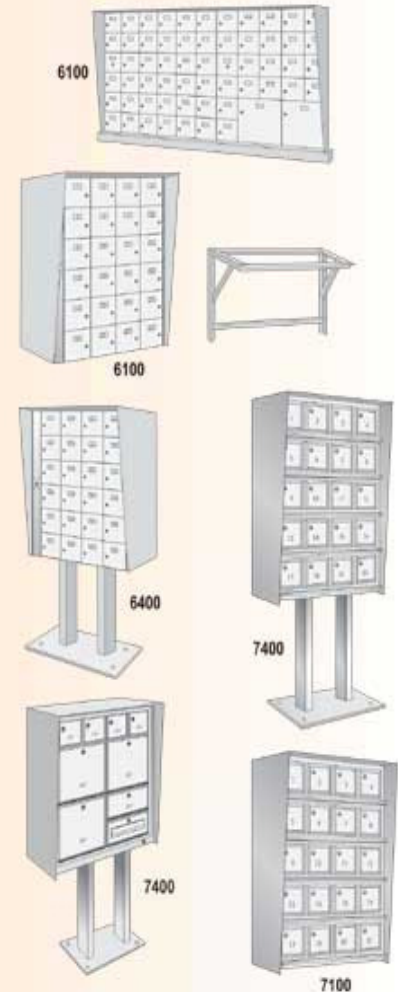
- OPERATION: Rear Loading. Mailroom required.
- FINISH: Stainless Steel 3300 and 3700, Aluminum 3800 and 3900 - painted silver grey or brushed and lacquered.
- INSTALLATION: Recessed with mailroom to the rear.
  - COMPARTMENTS:  
6" (152) H x 6" W x 15" (381) D, 6" H x 12" (305) W, 12" x 12", 5" (127) H x 6" W x 14" (357) D, 5" H x 12" W & 10" (254) H x 12". Other sizes available.
- CONFIGURATIONS: Available in modules of 1, 2 and 3 boxes assembled on site. Factory assembly available.
  - DOOR THICKNESS:  
Stainless Steel 5/64" (2.0), Aluminum 1/8" (3.2).  
Also 1/4" (6.3) doors (3800).

### HORIZONTAL RECESSED MODELS 4000 / 6000 / 7000



- OPERATION: Front Loading and Rear Loading with mailroom.
- FINISH: Brushed and lacquered aluminum and painted finishes.
- INSTALLATION: Recessed with or without mailroom. Semi-recessed modules available.
  - COMPARTMENTS:  
6" (152) H x 6" W x 15" (381) D, 6" H x 12" (305) W, 12" x 12", 5" (127) H x 6" W x 14" (357) D, 5" H x 12" W & 10" (254) H x 12". Other sizes available.
- CONFIGURATIONS: Available in modules 4 compartments high by 3 wide to 8 high by 6 wide.
- DOOR THICKNESS: 1/8" (3.2) Aluminum. Also 1/4" (6.3) doors (7000 and 7200).

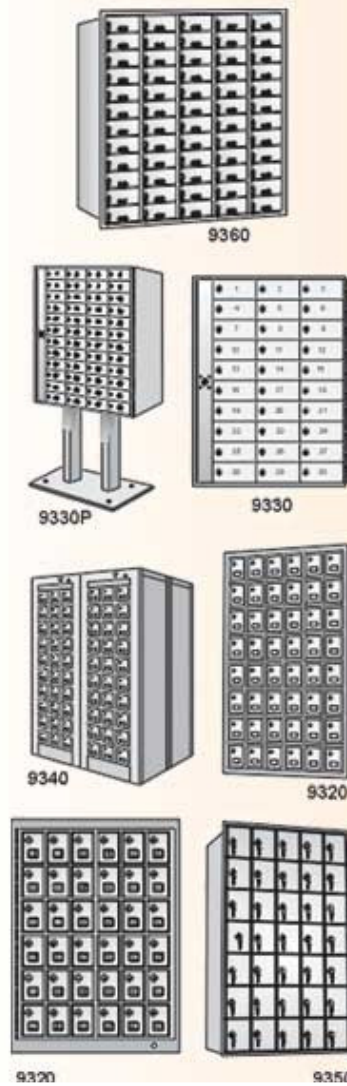
### HORIZONTAL RECESSED AND PEDESTAL SERIES MODELS 6100 / 6400 / 7100 / 7400



- OPERATION: Front Loading. Rear Loading available.
- FINISH: All exposed surfaces brushed and lacquered aluminum or primed and painted for outside. Weatherproof locks and weather stripping around doors.
- INSTALLATION: Pedestal stand embedded in concrete or attached to floor. Wall mounted with wall bracket and re-enforced back. Interior models available.
  - COMPARTMENTS :  
6" (152) H x 6" W x 15" (381) D, 6" H x 12" (305) W, 12" x 12", 5" (127) H x 6" W x 14" (357) D, 5" H x 12" W & 10" (254) H x 12".
- CONFIGURATIONS: Available in modules of 4 compartments high by 3 wide to 8 compartments high by 6 wide.
- DOOR THICKNESS: 1/8" (3.2) Aluminum. Also 1/4" (6.3) doors (7100 and 7400).



### HORIZONTAL PRIVATE MAILBOXES SERIES 9300



- OPERATION: Front and Rear Loading models available.
- FINISH: Brushed and lacquered aluminum and painted finishes.
- INSTALLATION: Recessed with or without mailroom. Semi-recessed, wallmount and pedestal modules available.
  - COMPARTMENTS:
    - 3" (76) H x 6" (152) W x 15" (381) D,
    - 3" (76) H x 12" (305) W, 6" H x 6" W,
    - 5" (127) H x 4" (102) W, 5" H x 6" W.
    - Other sizes available.
- DOOR THICKNESS: 1/8" (3.2) Aluminum . Also 1/4" (6.3) doors (9320 / 9340).

### BOOK / MAIL / VIDEO / PARCEL COLLECTION, DROP AND RECEIVING BOXES



- OPERATION: Front and rear unloading. Chute, door and slot loading. Private and Post Office lock.
- FINISH: Brushed and lacquered aluminum. Stainless steel and painted finishes. Weatherproofing for outside models.
- INSTALLATION: Recessed, through-wall, surfacemount - interior/exterior and pedestals.
- COMPARTMENTS: Various sizes available. Custom sizes available.
- CONFIGURATIONS: Various models available. Custom units available.  
DOOR THICKNESS: Aluminum 1/4" (6.3). Stainless steel 16 gauge.

# RIOPEL

THE CHOICE OF ARCHITECTS,  
CONTRACTORS, BUILDERS  
AND BUILDING OWNERS.

Mailboxes and postal  
specialties as  
required  
by the Post Office



### ADDITIONAL PRODUCTS:

- Aluminum Access Doors
- Book and Mail Depositories
  - Butt-Out Stands
- Camlocks and Specialty Locks
  - CBU - Cluster Box Unit
  - Compact Vertical Mailboxes
- Data Collection and Distribution Boxes
- Directory Boards and Entry Panels
- Drop and Collection Boxes - All types
- Dynaplex Polycarbonate Mailboxes
- Econobox Collection Mailboxes
  - Gun (Pistol) Lockers
  - High Security Mailboxes
- Key Cabinets and Key Boxes
- Key Keepers and Door Openers
- Lockers - School/Gym/Employees
- Mail and Letter Slots - All types and custom
  - Mailbox Locks and Mailbox Parts
- Mobile and Rotating Mailbox Cabinets
- Parcel and Pedestal Parcel Boxes
- Payment/Cheque and Key Deposit Boxes
  - Rack Ladder System
- Rear Loading Pedestal Mailboxes
- Residential Mailboxes- All types
  - Safekeeping Boxes/Lockers
  - Sorters and Organizers
- Utility/Projection/Television Stands

# RIOPEL

595 St. Rémi, Montréal, Québec H4C 3G6  
Tel.: (514) 934-0385 (800) 663-1256  
Fax: (514) 934-1732  
E-mail: info@riopel.net  
Website: www.riopel.net