


Bench Series 1000-9000



- Seat consists of 2 ~ 2"x6" cedar or beach planks
- Complete with Powder Coat Steel pedestals available in a range of colours
- Available in any length up to 10'

SERIES 1000





- Seat consists of 1" x 9.5" Hardwood Top
- Complete with Powder Coat Steel pedestals available in a range of colours
- Available in any length up to 12'
- Available in 18" & 24" widths

SERIES 2000





- Seat consists of 1" x 9.5" Hardwood Top
- Complete with Aluminum pedestals
- Available in any length up to 12'

SERIES 3000

- Seat consists of 1" x 9.5" Hardwood Top
- Complete with Stainless Steel "A" Frame pedestals
- Available in any length up to 12'
- Also available in 12", 15", 18" & 24" widths

SERIES 4000




- Seat consists of 2 ~ 2"x6" Cedar or beach planks
- Complete with Stainless Steel "A" Frame pedestals
- Available in any length up to 12'

SERIES 5000




- Seat consists of two pieces of 1" or 2" thick x 6" wide solid plastic bench tops
- Complete with Aluminum pedestals

SERIES 6000





- Seat consists of two pieces of 1" or 2" thick x 6" wide, Solid Plastic Bench Tops
- Complete with Stainless Steel "A" frame pedestals

SERIES 7000




- Seat consists of two pieces of 1" thick x 6" wide Solid Plastic Bench Tops
- Complete with 3/8" heavy duty stainless steel Pedestals

SERIES 8000

- Seat consists of 1" x 10" Solid Phenolic Bench Top
- Complete with Stainless Steel "A" Frame pedestals or Aluminum "A" frames pedestals
- Available in 12" wide

SERIES 9000

